

WELCOME

WE WILL BEGIN SHORTLY



New Horizons in Bladder Cancer: Insights from Top-Line Data of ATLAS & ENVISION Studies

July 27, 2023

NASDAQ: URGN



Forward-looking Statements

This investor presentation contains forward-looking statements as that term is defined in the Private Securities Litigation Reform Act of 1995, including, without limitation: the potential of JELMYTO® to change the treatment paradigm in LG-UTUC; the potential of UGN-102 to transform the treatment paradigm in LG-IR-NMIBC; the opportunity and potential benefits of UGN-102 for LG-IR-NMIBC and potential advantages over TURBT; the estimated patient population and market opportunity for UGN-102 in LG-IR-NMIBC; the potential of UGN-301 to expand to Immuno-Oncology for LG-IR and HG NMIBC and the estimated addressable patient population and market opportunity for UGN-301 in HG NMIBC; clinical results from ATLAS and ENVISION providing optimism for potential FDA approval of UGN-102; expected final data in the first half of 2024 and plans to submit an NDA for UGN-102 in 2024; potential prescriber behavior; the expectation that UGN-102 will be the primary driver of UroGen's future growth; and the potential of UroGen's proprietary RTGel® technology platform to improve therapeutic profiles of existing drugs to advance the treatment of specialty cancers and urologic disease. These statements are subject to a number of risks, uncertainties and assumptions, including, but not limited to: the timing and success of clinical trials and potential safety or other complications encountered therein; results from prior or ongoing clinical trials may not be indicative of results that may be observed in the future; unforeseen delays that may impact the timing of progressing clinical trials and reporting data; potential prescriber behavior is based on preliminary feedback that may change as a result of new data, labeling limitations, or other factors; the ability to obtain regulatory approval within the timeframe expected, or at all; the ability to maintain regulatory approval; complications associated with product development and commercialization activities; the labeling and packaging for any approved product; the scope, progress and expansion of developing and commercializing UroGen's product and product candidates; the size and growth of the market(s) therefor and the rate and degree of market acceptance thereof vis-à-vis alternative therapies; RTGel technology may not perform as expected and UroGen may not successfully develop and receive regulatory approval of any product candidate beyond JELMYTO that incorporates its RTGel technology; and UroGen's ability to attract or retain key management, members of the board of directors and personnel. In light of these risks and uncertainties, and other risks and uncertainties that are described in the Risk Factors section of UroGen's Form 10-Q filed with the SEC on May 11, 2023, and other filings that UroGen makes with the Securities and Exchange Commission (SEC) from time to time (which are available at <http://www.sec.gov>), the events and circumstances discussed in such forward-looking statements may not occur, and UroGen's actual results could differ materially and adversely from those anticipated or implied thereby. Any forward-looking statements speak only as of the date of this presentation and are based on information available to UroGen as of the date of this presentation.

AGENDA

UroGen...Uniquely Positioned

Liz Barrett, *President and CEO, UroGen*

The Burden of LG-IR-NMIBC

Karim Chamie, *M.D., MSHS, Associate Professor of Urology, UCLA*

Top-Line Data Results: ATLAS and ENVISION

Sandip Prasad, *M.D., M.Phil., Director of Genitourinary Surgical Oncology, Morristown Hospital/Atlantic Health System, NJ*

Impact on Clinical Practice: Panel Discussion

Moderator, **Mark Schoenberg**, *M.D., Chief Medical Officer, UroGen*

Trinity Bivalacqua, *M.D., Ph.D., Director of Urologic Oncology and Co-Director Genitourinary Cancer Service Line, UPenn*

Karim Chamie, *M.D., MSHS, Associate Professor of Urology, UCLA*

Katie Murray, *D.O., Associate Professor of Urology, NYU*

Sandip Prasad, *M.D., M.Phil., Director of Genitourinary Surgical Oncology, Morristown Hospital/Atlantic Health System, NJ*

Q&A

UROGEN...UNIQUELY POSITIONED

LIZ BARRETT

WE ASPIRE TO CHANGE THE TREATMENT PARADIGM

SURGICAL CARE



MINIMALLY INVASIVE,
ORGAN-SPARING
THERAPEUTIC OPTIONS



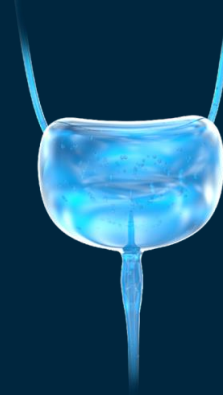
Because Patients Deserve Better



JELMYTO

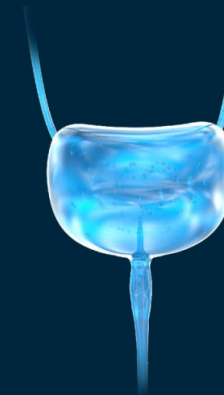
(UGN-101)

Changing the
Treatment
Paradigm for
LG-UTUC



UGN-102

Potential to Transform
the Treatment
Paradigm in
LG-IR-NMIBC
Bladder Cancer



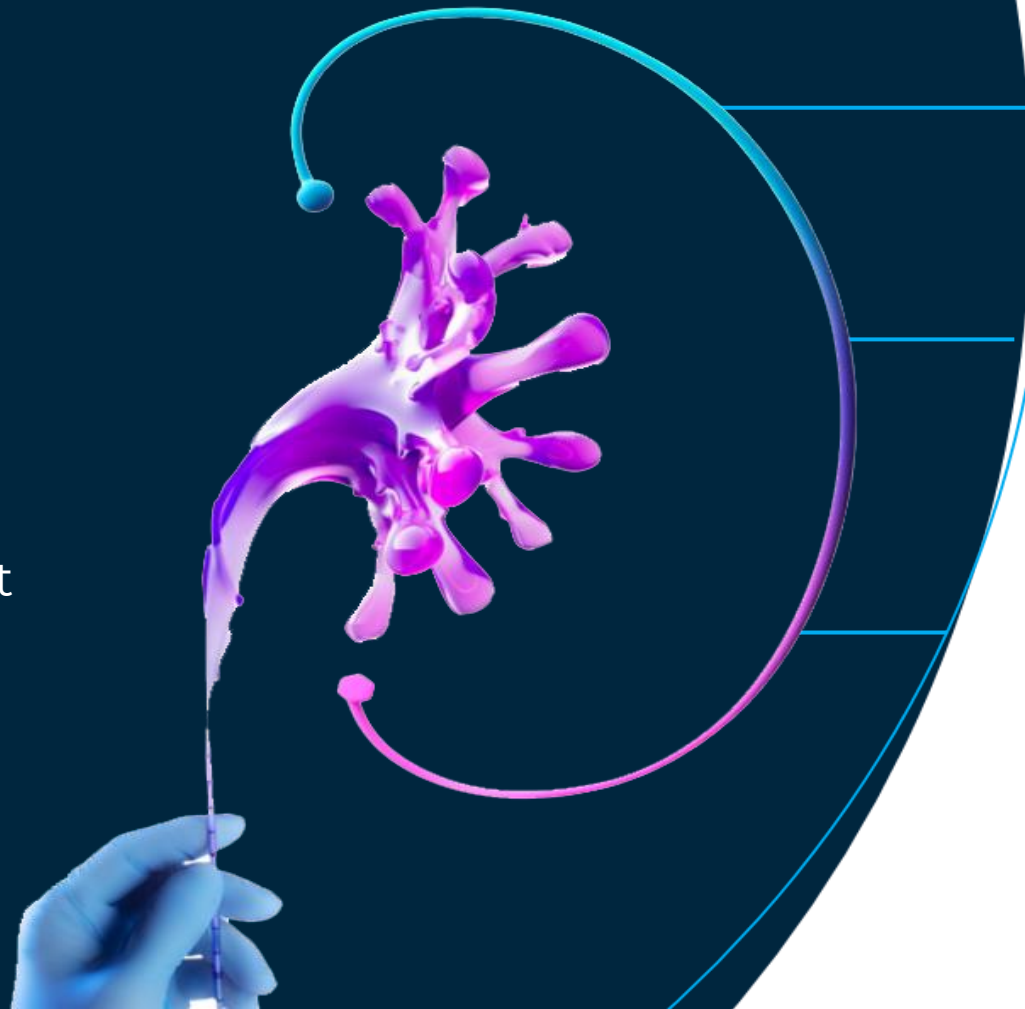
UGN-301

Expanding to
Immuno-Oncology
for
LG-IR and HG-NMIBC

RTGel® Proprietary Reverse-Thermal Hydrogel Technology Uniquely Designed to Allow for Local Delivery of Medicines



RTGel® exists as a **liquid** at lower temperatures and converts to gel form at body temperature.



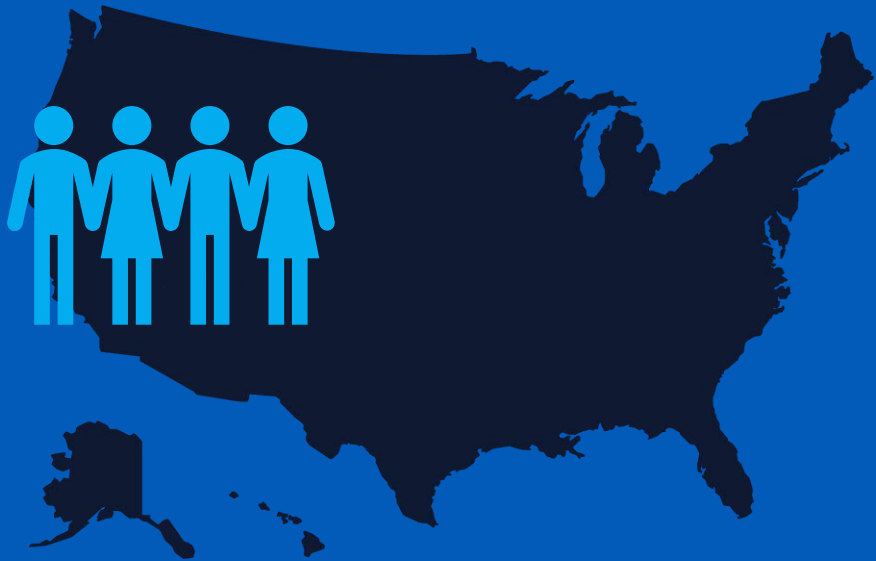
Increases dwell time and exposure of active drugs

Potentially **improves the therapeutic effects of existing products**

Leverages physiologic flow of urine to provide **natural exit from the body**

Bladder Cancer Affects Patients and Families Across the U.S.

~**726,000** people in the U.S. living with bladder cancer¹



One of the

most recurrent

of **ALL** cancers²



1. Cancer Stat Facts: Bladder Cancer. National Cancer Institute: Surveillance, Epidemiology, and End Results Program. Accessed July 10, 2023. <https://seer.cancer.gov/statfacts/html/urinb.html>
2. MBA ASBP PhD. Cancer Recurrence Statistics. Cancer Therapy Advisor. Published November 30, 2018. <https://www.cancertherapyadvisor.com/home/tools/fact-sheets/cancer-recurrence-statistics/#:~:text=Some%20cancers%20are%20difficult%20to>

NMIBC Patients Can Find Themselves in a Frustrating Cycle of Treatment

~68%

of recurrent patients
have **2 or more**
recurrences¹

~23%

of recurrent
patients **have 5 or**
more recurrences¹

~82,000

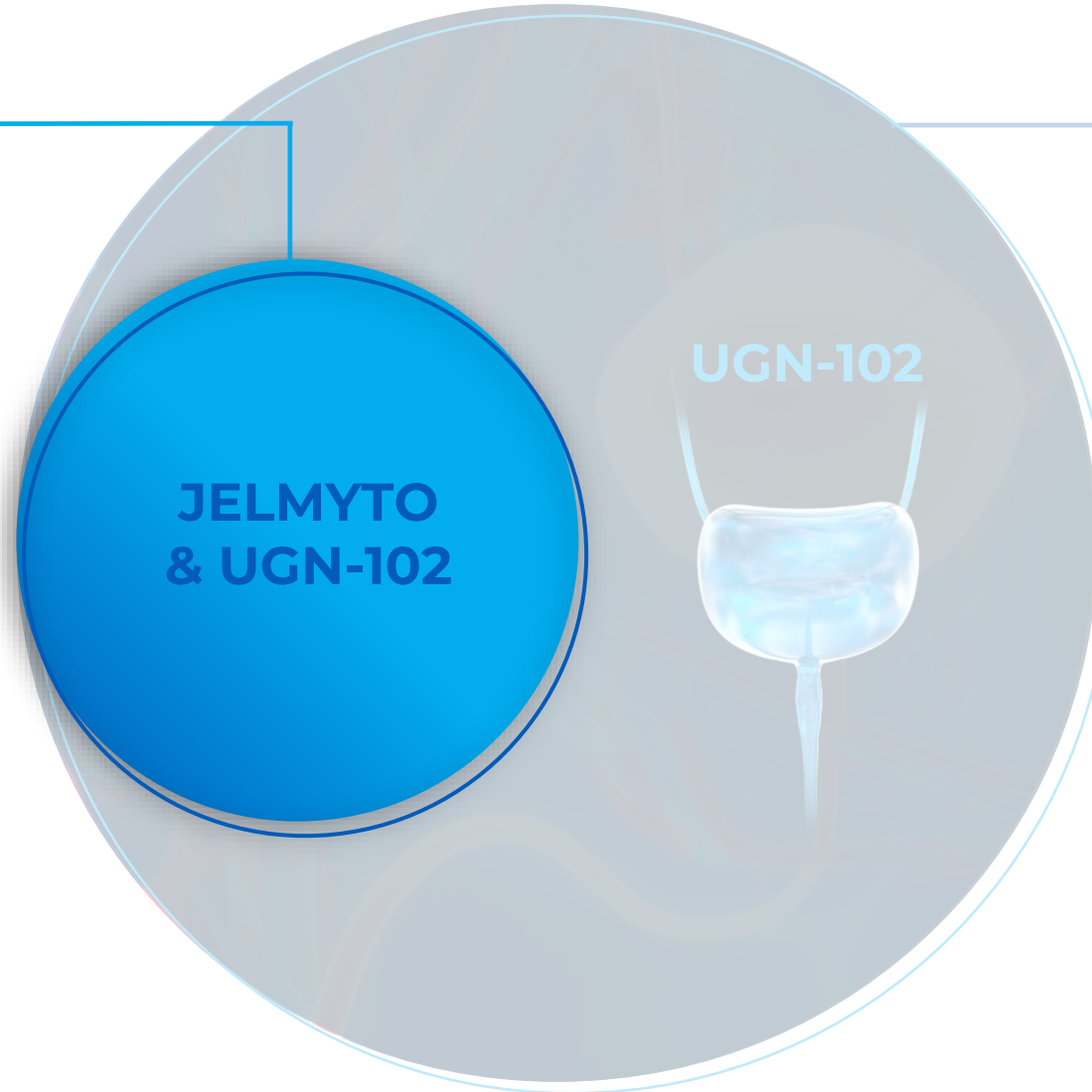
addressable LG-IR-
NMIBC patients²⁻⁵

1. Babjuk et al. European Urology (2019), Simon (2019), UroGen projections based on SEER (2016 2. Cancer Stat Facts: Bladder Cancer. National Cancer Institute Surveillance, Epidemiology, and End Results Program. Accessed July 10, 2023. <https://seer.cancer.gov/statfacts/html/urinb.html> 3. Chevli KK, Shore ND, Trainer A, Smith AB, Saltzstein D, Ehrlich Y, Raman JD, Friedman B, D'Anna R, Morris D, Hu B, Tyson M, Sankin A, Kates M, Linehan J, Scherr D, Kester S, Verni M, Chamie K, Karsh L, Cinman A, Meads A, Lahiri S, Malinowski M, Gabai N, Raju S, Schoenberg M, Seltzer E, Huang WC. Primary Chemoablation of Low-Grade Intermediate-Risk Nonmuscle-Invasive Bladder Cancer Using UGN-102, a Mitomycin-Containing Reverse Thermal Gel (Optima II): A Phase 2b, Open-Label, Single-Arm Trial. J Urol. 2022 Jan;207(1):61-69. doi: 10.1097/JU.0000000000002186. Epub 2021 Aug 26. PMID: 34433303; PMCID: PMC8667793. 4. Babjuk et al. European Urology (2019), Simon (2019), 5. Simon M, Bosset PO, Rouanne M, et al. Multiple recurrences and risk of disease progression in patients with primary low-grade (TaG1) non-muscle-invasive bladder cancer and with low and intermediate EORTC-risk score. Real FX, ed. PLOS ONE. 2019;14(2):e0211721. doi:<https://doi.org/10.1371/journal.pone.0211721>

UGN-102: Leveraging Similarities

JELMYTO® & UGN-102

- **RTGel®** method of delivery
- **Mitomycin RTGel®** combinations
- Similar diseases at a **genetic & mutational** driver level
- **Share a 95% prescriber base**



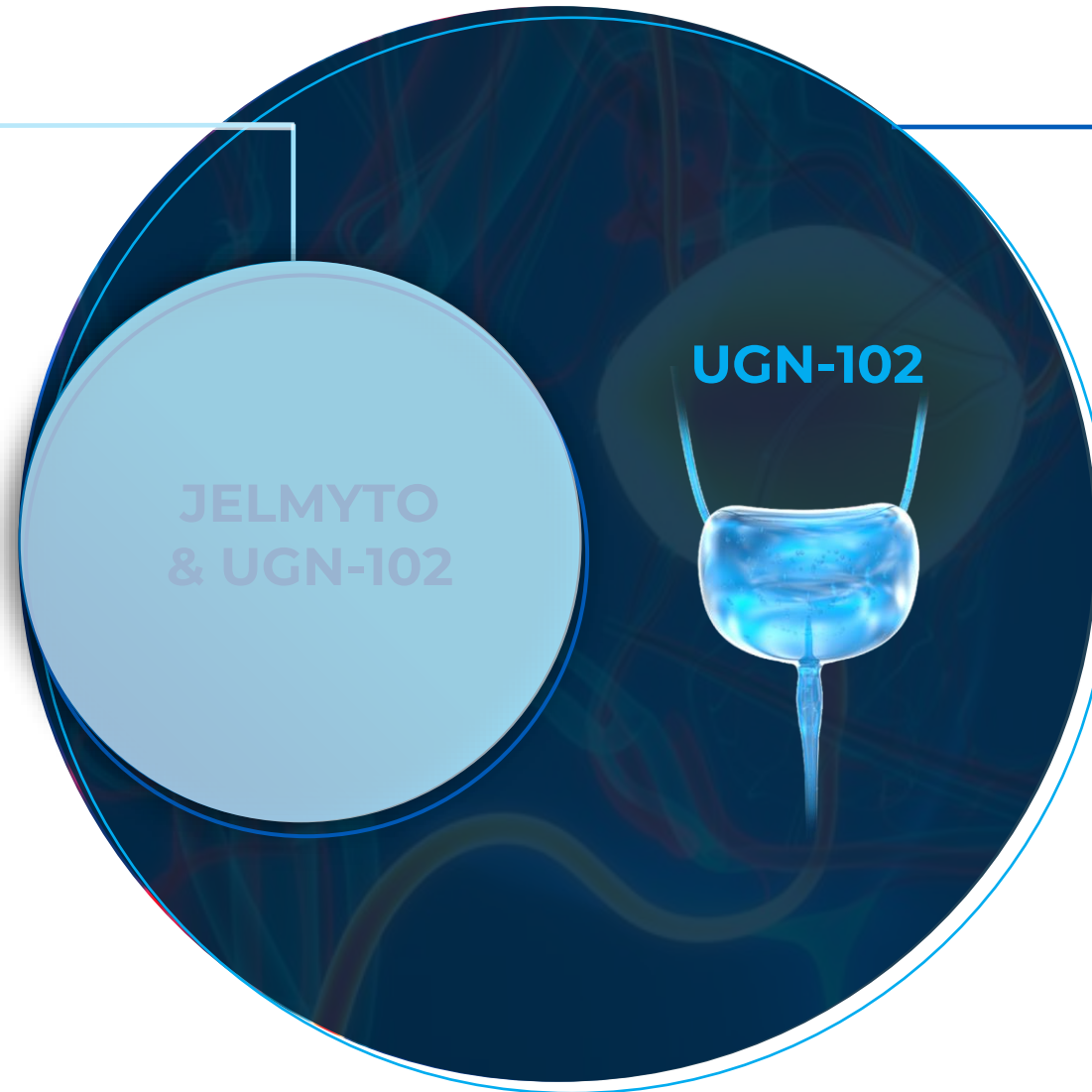
UGN-102

- **10x larger** potential patient population
- **Simpler administration** to bladder than to upper tract
- **Routine procedure** in clinic that urology offices are very familiar with
- **No special equipment** like fluoroscopy

UGN-102: With Distinct Advantages

JELMYTO® & UGN-102

- **RTGel®** method of delivery
- **Mitomycin RTGel®** combinations
- Similar diseases at a **genetic & mutational** driver level
- **Share a 95% prescriber base**



UGN-102

- **10x larger** potential patient population
- **Simpler administration** to bladder than to upper tract
- **Routine procedure** in clinic that urology offices are very familiar with
- **No special equipment** like fluoroscopy

Potential to Unlock a Significant Market Opportunity in a Very Underserved Patient Population

UGN-102
Phase 3

~82,000
addressable U.S. population

\$3B+ Market

Low-Grade Intermediate Risk
Non-Muscle Invasive Bladder
Cancer (LG-IR-NMIBC)

\$5B+
combined TAM
revenue opportunity
in bladder cancer

UGN-301
Phase 1

~18,700
addressable U.S. population¹

\$2B+ Market

Immunotherapy Targeting High-
Grade Non-Muscle Invasive
Bladder Cancer (HG-NMIBC)

#1

UGN-102 may become the **first medicine** to treat LG-IR-NMIBC

95%

shared prescriber base with JELMYTO®

UroGen is Poised to Transform the Way Bladder Cancer is Treated

\$3B+TAM

LG-IR-NMIBC market ripe for **innovation**

\$120M

private placement **with experienced biotech investors**

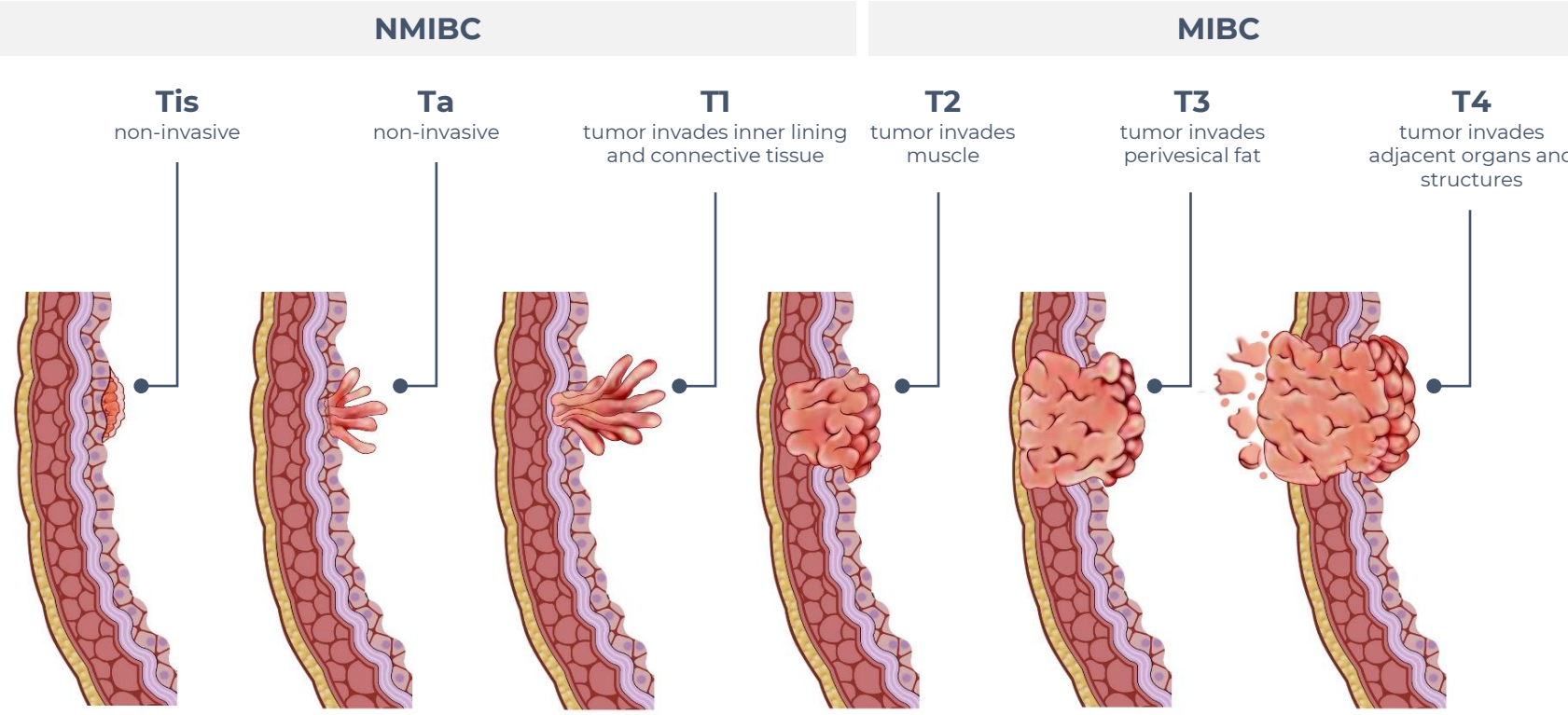


Compelling clinical data package from **3 trials** and **565 patients**

THE BURDEN OF LG-IR-NMIBC

KARIM CHAMIE, M.D.

Bladder Cancer is a **HIGHLY** Heterogeneous Condition



Risk

Low Risk

Intermediate Risk

High Risk

- Grade and stage of disease
- Tumor size and location
- Multifocal or unifocal disease
- Response to treatment
- Age of patient
- Comorbidities

Higher spreading probability, worse prognosis

While staging and grading of bladder cancer are based on objective measurements and are well understood, risk stratification is somewhat subjective

AUA Risk Stratification for Non-Muscle Invasive Bladder Cancer

Low Risk	Intermediate Risk	High Risk
LG ^a solitary Ta ≤ 3cm	Recurrence within 1 yr, LG Ta	HG T1
PUNLMP ^b	Solitary LG Ta > 3cm	Any recurrent, HG Ta
	LG Ta, multifocal	HG Ta, > 3 cm (or multifocal)
	HG ^c Ta, ≤ 3cm	Any CIS ^d
	LG T1	Any BCG failure in HG patient
		Any variant histology
		Any LVI ^e
		Any HG prostatic urethral involvement

^aLG = low grade; ^bPUNLMP = papillary urothelial neoplasm of low malignant potential; ^cHG = high grade; ^dCIS = carcinoma *in situ*; ^eLVI = lymphovascular invasion

Repeat Surgery Comes with Risks for this Patient Population

~**33%**

of patients will experience an **adverse event within 90 days** of undergoing a TURBT.¹

Patients with LG-IR-NMIBC who have **multiple recurrences** carry a

10-20%
risk of progression.²

LG-IR-NMIBC patients who had **2-4 procedures** had a

14%
greater risk of death than patients who only had one procedure.³

1. Sharma V, Aaronson DS, Fero KE, et al. Adverse events after transurethral resection of intermediate-risk non-muscle invasive bladder cancer. *J Urol.* 2021;206(suppl 3):e122. doi:10.1097/JU.0000000000001977.08 2. Sharma V, Chamie K, Schoenberg M, et al. Natural history of multiple recurrences in intermediate-risk non-muscle invasive bladder cancer: lessons from a prospective cohort. *Urology.* 2023;173:134-141. doi:10.1016/j.urology.2022.12.009 3. Erikson MS, Petersen AC, Andersen KK, Jacobsen FK, Mogensen K, Hermann GG. Do repeated transurethral procedures under general anesthesia influence mortality in patients with non-invasive urothelial bladder cancer? A Danish national cohort study. *Scand J Urol.* 2020;54(4):281-289. doi:10.1080/21681805.2020.1782978

Challenging the Future Standard of Care for LG-IR-NMIBC

TURBT as the current standard of care



Requires **anesthesia**



Associated with **risk of complications**




Requires **lifelong surveillance** and **recurrent treatment**

Key Unmet Needs for Patients and HCPs

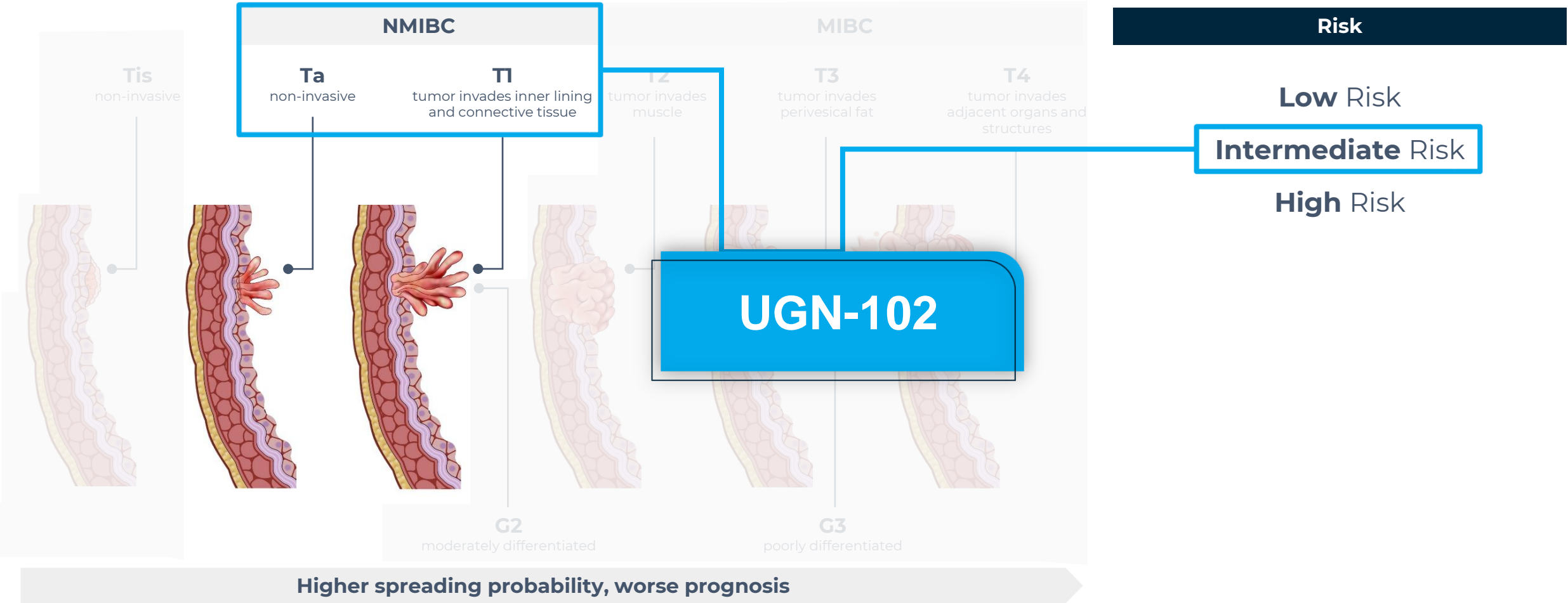


Additional treatment options

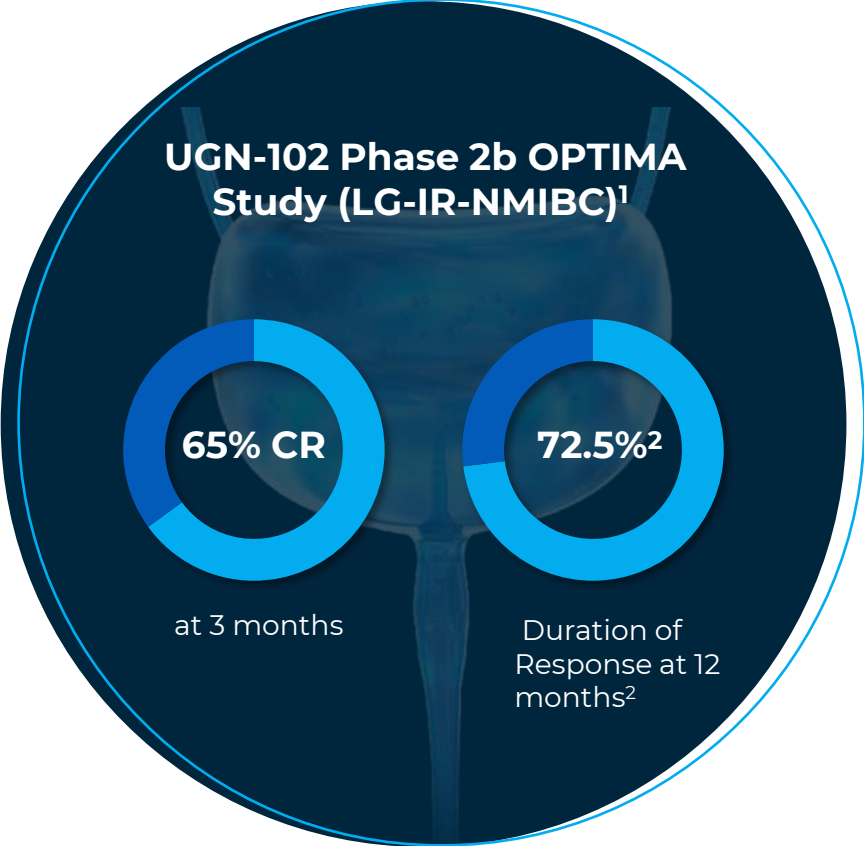


Reduction of recurrence

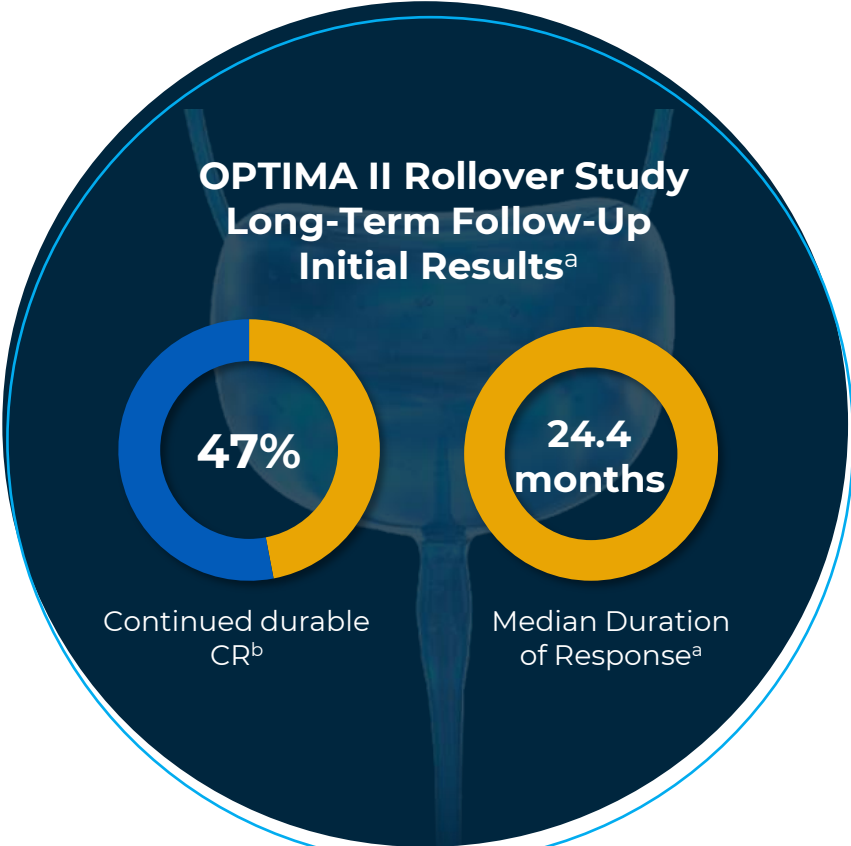
UGN-102 Could Become the First Approved Non-Surgical Treatment for LG-IR-NMIBC



OPTIMA II Phase 2b Trial Showed Significant Tumor Response and Long-Term Treatment Benefit



These data suggest **continued durability** in patients who received **UGN-102**

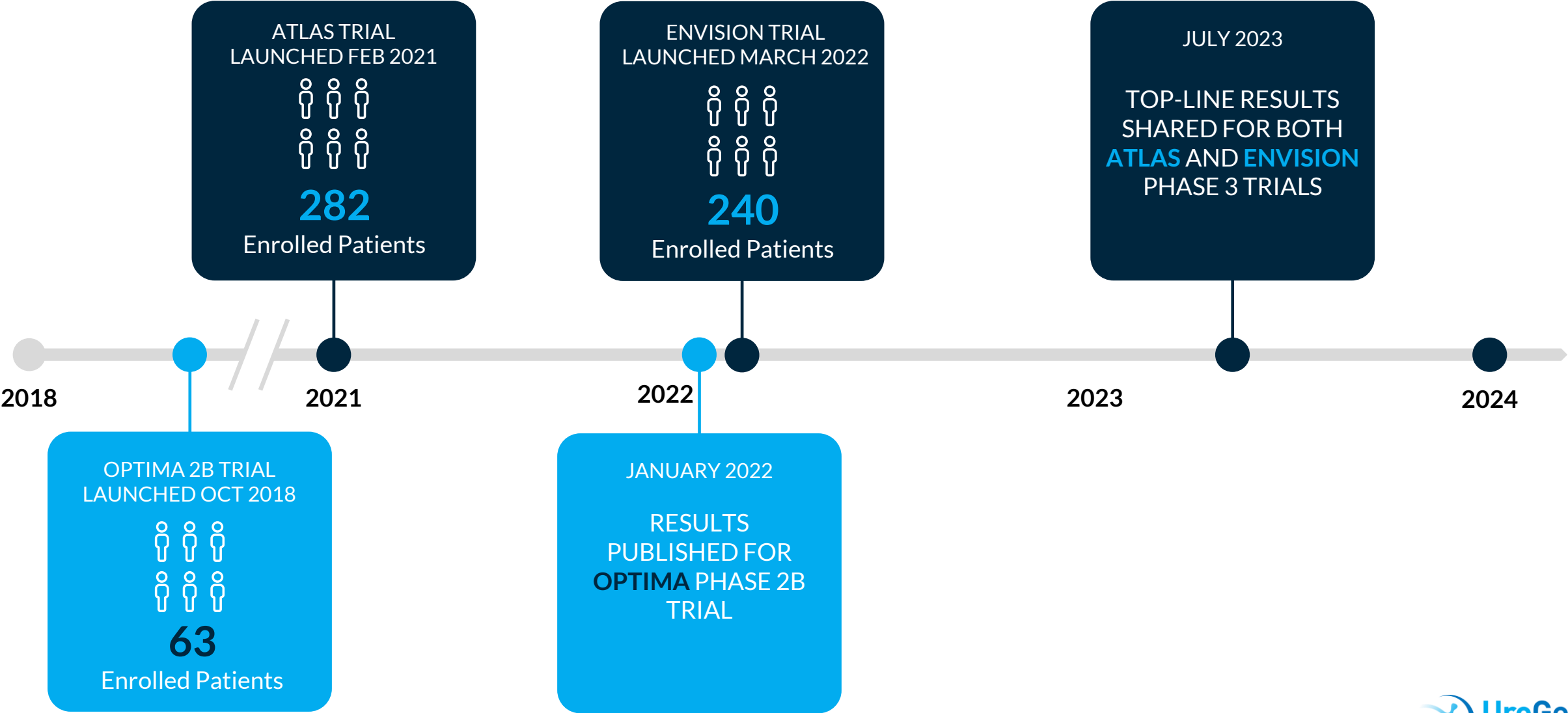


1. Chevli KK, Shore ND, Trainer A, et al. Primary chemoablation of low-grade intermediate-risk nonmuscle-invasive bladder cancer using UGN-102, a mitomycin-containing reverse thermal gel (Optima II): a phase 2b, open-label, single-arm trial. *J Urol.* 2022;207(1):61-69. doi:10.1097/JU.0000000000002186
²Estimated probability by Kaplan-Meier analysis that a patient will remain in CR for 12 months after treatment initiation.
 2. Chevli KK, Shore ND, Trainer A, et al. Long-term outcomes of treatment with UGN-102 for primary chemoablation of low-grade intermediate risk non-muscle—invasive bladder cancer (LG IR NMIBC). Presented at: Society of Urologic Oncology 23rd Annual Meeting; November 30-December 2, 2022; San Diego, California. Poster 193. <https://suo-abstracts.secure-platform.com/a/gallery/rounds/15/details/2419>
^a Continued durable CR beyond 12 months after treatment initiation observed in 7 of 15 evaluable patients who completed the OPTIMA II study and were eligible to participate in this rollover study.
^a. Duration of complete response (10.1 – 30.7 months); median range among 15 evaluable patients
^b. Continued durable CR beyond 12 months after treatment initiation observed in 7 of 15 evaluable patients who completed the OPTIMA II study and were eligible to participate in this rollover study.

TOP-LINE DATA RESULTS: ATLAS AND ENVISION

SANDIP PRASAD, M.D., M.PHIL.

Overview of UGN-102 Program





ATLAS

ATLAS Study Endpoints

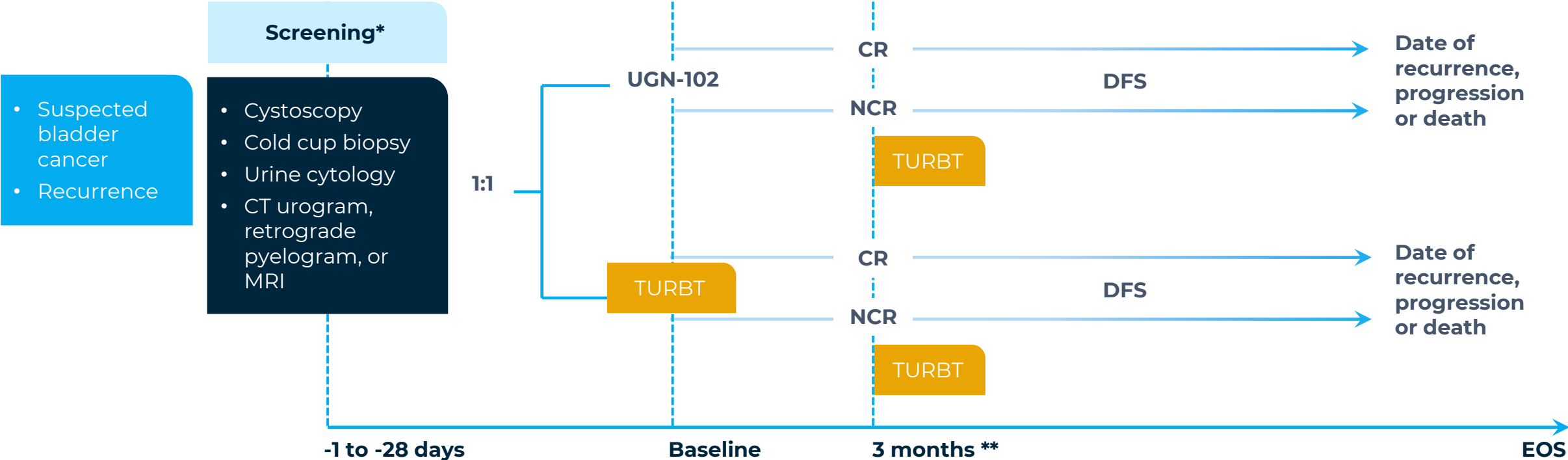
Primary Endpoint (ITT):

- **Disease-free survival (DFS)**, defined as the time from randomization until the earliest date of any of the following events:
 - ✓ **Residual disease** at the 3-month assessment
 - ✓ **Recurrence**
 - ✓ **Progression**
 - ✓ **Death**

Key Secondary Endpoints:

- **Complete response rate (CRR)** at 3-month visit
- **Duration of response (DOR)**, defined as the time from first documented CR until the earliest date of recurrence of low-grade disease, progression to high-grade disease, or death due to any cause (3-month CR analysis set)

ATLAS Trial Design



- Suspected bladder cancer
- Recurrence

- Screening***
- Cystoscopy
 - Cold cup biopsy
 - Urine cytology
 - CT urogram, retrograde pyelogram, or MRI

CR: Complete Response
NCR: Non-Complete Response
DFS: Disease-free Survival
EOS: End of Study

ATLAS Demographics and Safety Profile

Demographics and baseline characteristics were **well balanced** between treatment arms

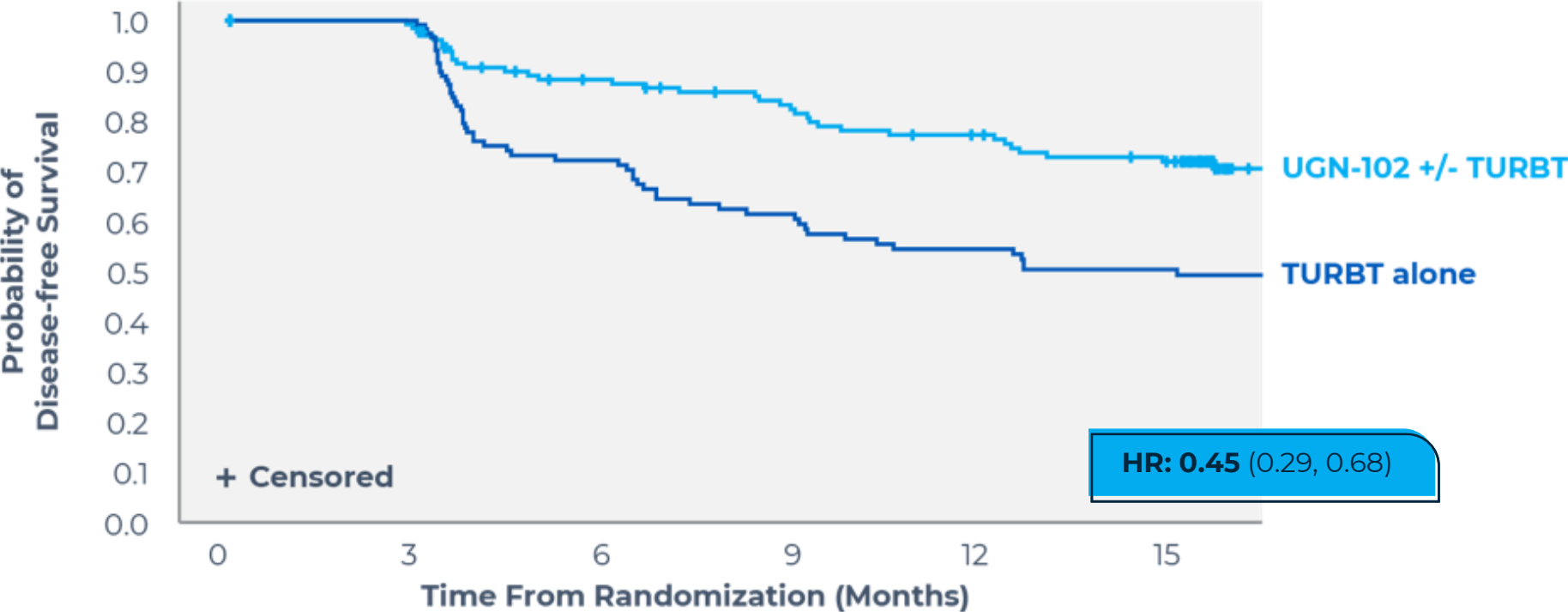


- Treatment-emergent AEs were generally **mild to moderate**
- **Similar safety profile** to other studies of UGN-102
- Any treatment or procedure related serious TEAEs were **comparable** across both arms
 - UGN-102 +/- TURBT: 1.4%
 - TURBT Alone: 0.8%

Summary of Disease-Free Survival: Significantly More Total Recurrence and Progression in TURBT Alone Arm

	UGN-102 +/- TURBT (N = 142) / n (%)	TURBT Alone (N = 140) / n (%)
Patients with Events, n (%)	37 (26.1)	55 (39.3)
Recurrence of LG Disease	20 (14.1)	39 (27.9)
Progression to HG Disease	17 (12.0)	15 (10.7)
Death	0	1 (0.7)
Patients Censored, n (%)	105 (73.9)	85 (60.7)
Hazard Ratio (95% CI)	0.45 (0.29, 0.68)	

DFS - 55% Reduction of Risk for Recurrence, Progression, or Death in the Intent to Treat Population



Number at Risk		0	3	6	9	12	15
UGN-102 +/- TURBT		142	128	108	96	87	73
TURBT Alone		140	119	76	60	54	42
Number Censored		0	3	6	9	12	15
UGN-102 +/- TURBT		0	11	19	23	26	35
TURBT Alone		0	20	32	35	36	43

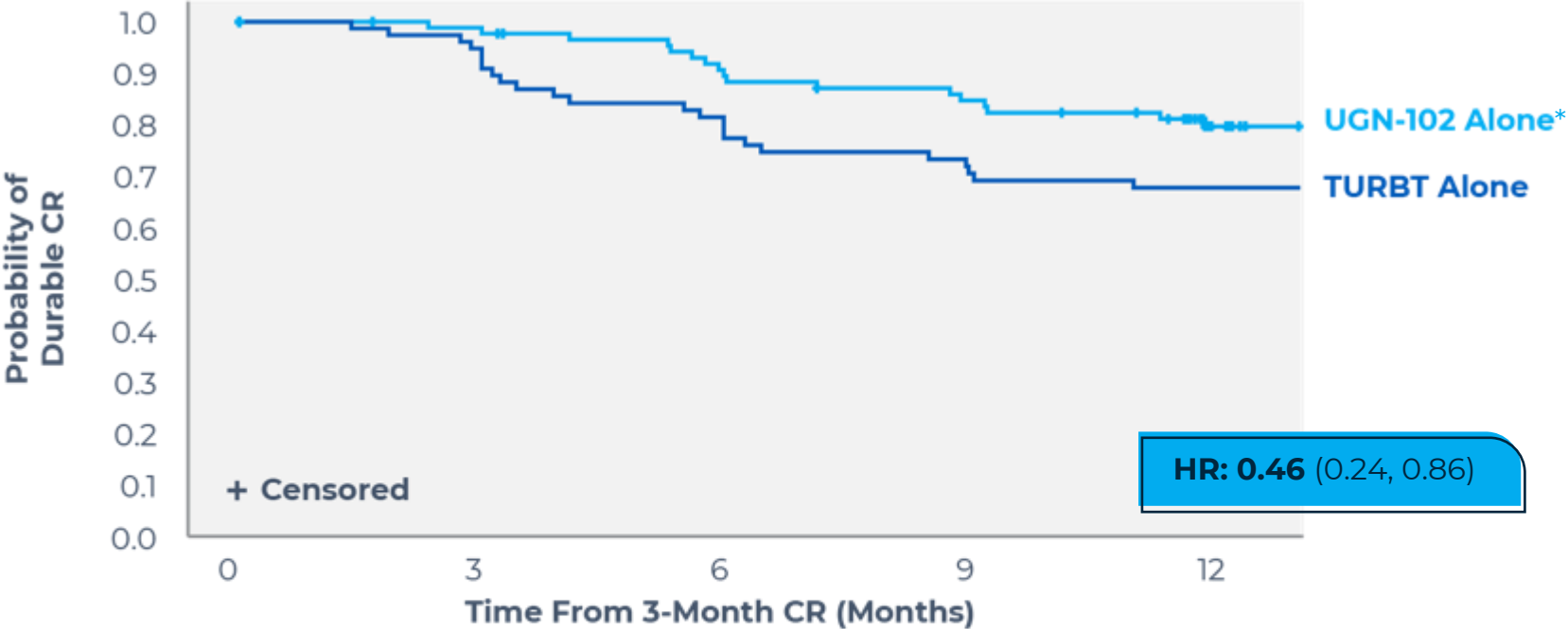
Three-Month Complete Response Rates Were Similar Between Treatment Arms

	UGN-102 Alone (N = 142)		TURBT Alone (N = 140)	
Response	n (%)	CRR (95%CI)	n (%)	CRR (95% CI)
Complete Response	92 (64.8)	64.8% (56.3, 72.6)	89 (63.6)	63.6% (55.0, 71.5)
Non-complete Response	50 (35.2)		51 (36.4)	
Residual Disease	26 (18.3)		22 (15.7)	
Progression to HG Disease	12 (8.5)		9 (6.4)	
Indeterminate	3 (2.1)		0	
Missing	9 (6.3)		20 (14.3)	

Summary of Duration of Response in Complete Responders: **Longer DOR with UGN-102 Alone**

	UGN-102 Alone (N = 92) / n (%)	TURBT Alone (N = 89) / n (%)
Patients with Events, n (%)	18 (19.6)	24 (27.0)
Recurrence of LG Disease	15 (16.3)	17 (19.1)
Progression to HG Disease	3 (3.3)	6 (6.7)
Death	0	1 (1.1)
Patients Censored, n (%)	74 (80.4)	65 (73.0)
Hazard Ratio (95% CI)	0.46 (0.24, 0.86)	

DOR - 54% Reduction of Risk for Recurrence, Progression, or Death in Patients Who had a 3-Month CR



Number at Risk		0	3	6	9	12
UGN-102 Alone		92	86	77	71	49
TURBT Alone		89	73	60	53	34
Number Censored						
UGN-102 Alone		0	5	7	8	26
TURBT Alone		0	12	15	16	31

*UGN Alone Subgroup of the UGN 102 +/- TURBT arm in ATLAS
 UroGen Data on File
 Source: Table 14.2.1.1a
 Kaplan-Meier Plot of Duration of Response in Complete Responders



ENVISION

ENVISION Single-Arm Study Description

Primary endpoint:

- **Complete response rate (CRR)** at 3-month visit

Key Secondary endpoint:

- **Duration of Response (DOR)**, defined as time from first documented CR until the earliest date of:
 - ✓ **Recurrence** of low-grade disease at the 3-month assessment
 - ✓ **Progression**
 - ✓ **Death**

Patient Population:

- **Previously diagnosed**

ENVISION Demographics and Safety Profile

Demographics and baseline characteristics were **reflective of typical LG-IR-NMIBC patient population**



- Treatment-emergent AEs were generally **mild to moderate**
- **Similar safety profile** to other studies of UGN-102

Summary of Response Rate At 3-Month Disease Assessment: **CRR** of **79.2%**

UGN-102
(N = 240)

	n (%)	CRR (95% CI)
Complete Response	190 (79.2)	79.2 (73.5, 84.1)
Non-Complete Response	50 (20.8)	
Residual Disease	35 (14.6)	
Progression to HG Disease	6 (2.5)	
Indeterminate	4 (1.7)	
Missing	5 (2.1)	



Next for ENVISION

DOR data expected in

1H, 2024



Planned NDA Submission

2024



IMPACT ON CLINICAL PRACTICE

PANEL DISCUSSION



Dr. Mark Schoenberg

Moderator

M.D., Chief Medical Officer, UroGen



Dr. Trinity Bivalacqua

M.D., Ph.D., Director of Urologic Oncology and Co-Director Genitourinary Cancer Service Line with the Abramson Cancer Center, Hospital of the University of Pennsylvania, PA



Dr. Karim Chamie

M.D., MSHS, Associate Professor of Urology at UCLA, CA



Dr. Katie Murray

DO, Associate Professor of Urology, New York University Langone and Chief of Urology, Bellevue Hospital, NYC



Dr. Sandip Prasad

M.D., M.Phil., Director of Genitourinary Surgical Oncology, Morristown Medical Center/Atlantic Health System, NJ

The views expressed by the healthcare professionals on this panel are their own and do not necessarily represent the views of their employers or affiliated institutions. Additionally, these healthcare professionals are consultants for UroGen and are being compensated for their participation in today's event.

TOPIC

1

*What 's your initial reaction to
the data presented?*

TOPIC

2

*Discussing the CR rate across
the OPTIMA II, ATLAS and
ENVISION trials.*

Complete Response Rate for Recurrent Patients Within the UGN-102 Trials

**OPTIMA II
(N=49)**

73.5%

(58.9, 85.1)

**ATLAS
(N=57)**

73.7%

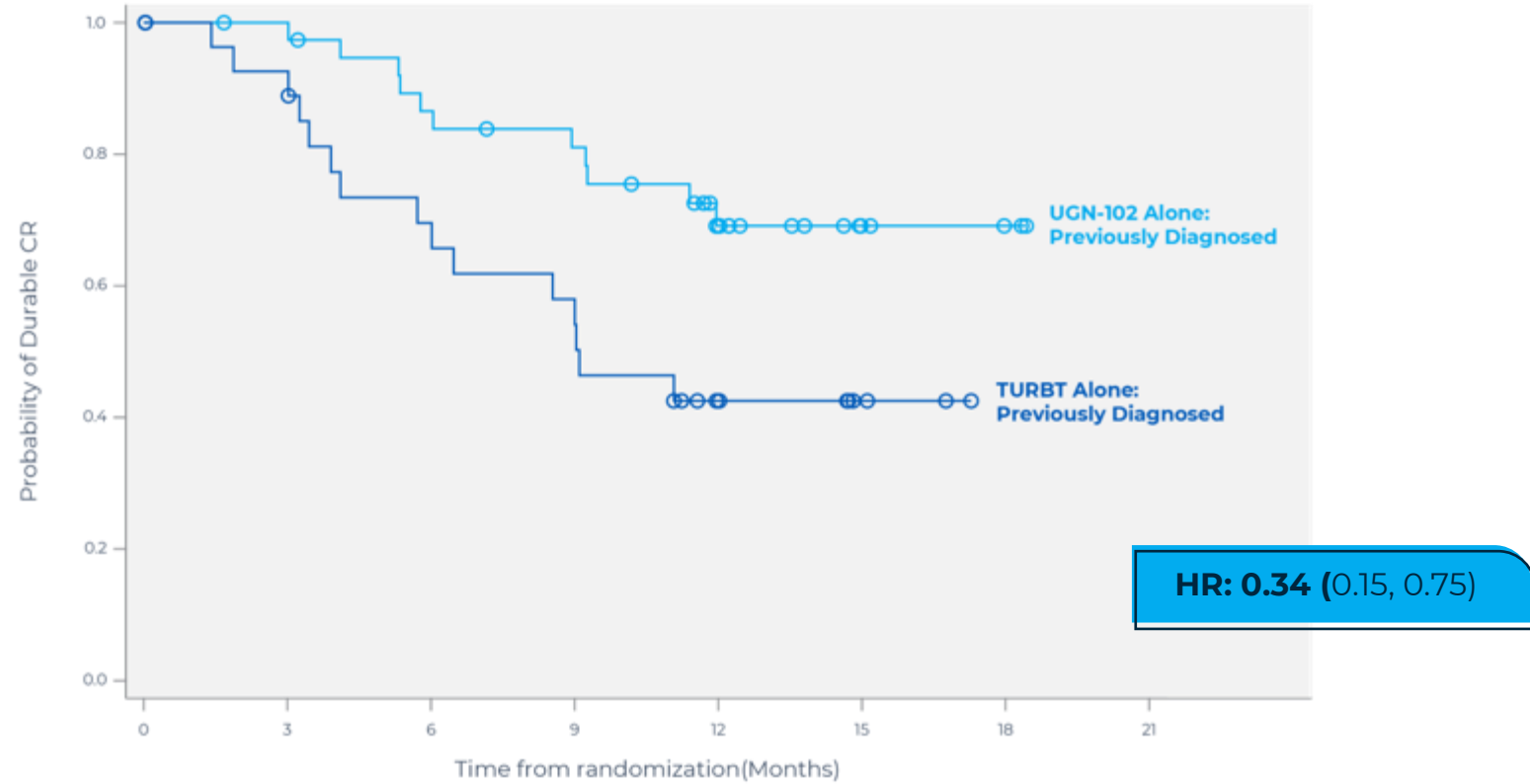
(60.3, 84.5)

**ENVISION
(N=232)**

80.2%

(74.5, 85.1)

DOR - 66% Reduction of Risk for Recurrence, Progression, or Death in Recurrent Patients Who Received UGN-102 Alone in the ATLAS Trial



UGN-102 Alone: Previously Diagnosed	42	38	32	29	16	4	2	0
TURBT Alone: Previously Diagnosed	35	25	18	15	7	3	0	0



UGN-102 Shows **Substantial Reduction of Risk** of Recurrence, Progression, or Death Across Multiple Patient Populations in ATLAS

ITT – All Patients
DFS

0.45 (0.29, 0.68)

CR Duration – UGN-102 Alone
DOR

0.46 (0.24, 0.86)

Recurrent – UGN-102 Alone
DOR

0.34 (0.15, 0.75)

TOPIC

3

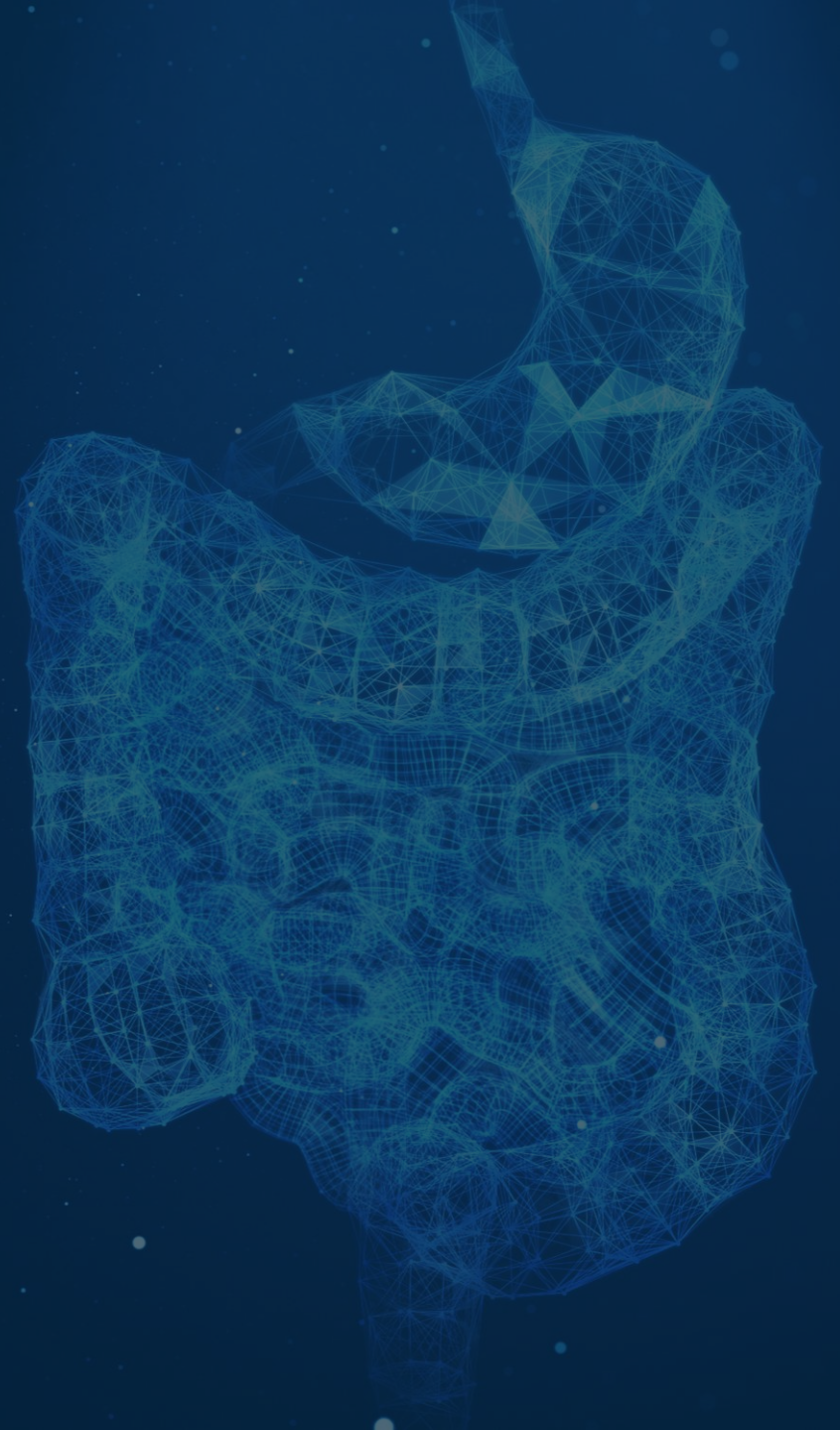
How does the fact that UGN-102, if approved, can be given by an APP in the office impact how you might view adoption?



TOPIC

4

Given that urologists are familiar with neoadjuvant chemotherapy use in the context of treating MIBC, do you think it will be a big leap for them to adopt neoadjuvant therapy for NMIBC?





CLOSING THOUGHTS

UGN-102 Shows **Substantial Reduction of Risk** of Recurrence, Progression, or Death Across Multiple Patient Populations in ATLAS

ITT – All Patients
DFS

0.45 (0.29, 0.68)

CR Duration – UGN-102 Alone
DOR

0.46 (0.24, 0.86)

Recurrent – UGN-102 Alone
DOR

0.34 (0.15, 0.75)

Q&A

Moderated by LIZ BARRETT



UGN-102 **shows substantial risk reduction** across patient populations



Compelling clinical data package from **3 trials** and **565 patients**

#1

UGN-102 may become the **first medicine** to treat LG-IR-NMIBC

\$3B+TAM

LG-IR-NMIBC market ripe for **innovation**

\$120M

private placement **with experienced biotech investors**

UroGen is Poised to Transform the Way Bladder Cancer is Treated



THANK YOU

NASDAQ: URGN

APPENDIX

The background features a dark blue gradient with a complex, glowing network of white lines and dots. The lines form a dense, interconnected web, with some lines being thicker and more prominent than others. The dots are small, bright blue spheres scattered throughout the network, giving it a digital or data-driven appearance. The overall effect is that of a stylized map or a data visualization of a region, with the network lines following the general shape of the landmass.

Demographics and Baseline Characteristics **Were Well Balanced** Between Treatment Arms

Characteristic	UGN-102 +/- TURBT (N = 142) / n (%)	TURBT Alone (N = 140) / n (%)
Median age (range), years	68.0 (23, 85)	67.0 (29, 88)
Age ≥ 65 years , n (%)	91 (64.1)	77 (55.0)
Sex , n (%)		
Male	105 (73.9)	93 (66.4)
Female	37 (26.1)	47 (33.6)
Any prior NMIBC episode , n (%)	57 (40.1)	66 (47.1)
Prior TURBT , n (%)	55 (38.7)	63 (45.0)

Overall Summary of Adverse Events in ATLAS: Safety Profile Similar to Other Studies of UGN-102

	UGN-102 ± TURBT (N = 138)		TURBT Alone (N = 132)	
	Events	n (%)	Events	n (%)
Any Adverse Events	442	108 (78.3)	249	81 (61.4)
Any Serious Adverse Events	13	12 (8.7)	11	7 (5.3)
Any TEAEs	402	104 (75.4)	166	63 (47.7)
Any Treatment or Procedure Related TEAEs	211	65 (47.1)	21	15 (11.4)
Any Treatment Related TEAEs	186	54 (39.1)	19	15 (11.4)
Any Procedure Related TEAEs	65	31 (22.5)	2	2 (1.5)
Any TEAEs Leading to Treatment Discontinuation	19	5 (3.6)	NA	NA
Any TEAEs Leading to Study Discontinuation	7	4 (2.9)	2	2 (1.5)
Any Serious TEAEs	13	12 (8.7)	11	7 (5.3)
Any Treatment or Procedure Related Serious TEAEs	2	2 (1.4)	1	1 (0.8)
Any Treatment Related Serious TEAEs	0	0	1	1 (0.8)
Any Procedure Related Serious TEAEs	2	2 (1.4)	0	0
Any TEAEs Leading to Death	0	0	1	1 (0.8)
Any TEAEs of Special Interest	213	78 (56.5)	59	36 (27.3)

Most Commonly Reported AEs and Serious TEAEs

Incidence of Treatment-Emergent Adverse Events (≥ 5% in Either Group)

	UGN-102 ± TURBT (N = 138) / n (%)	TURBT Alone (N = 132) / n (%)
Patients With Any TEAE	104 (75.4)	63 (47.7)
Dysuria	42 (30.4)	6 (4.5)
Micturition urgency	25 (18.1)	10 (7.6)
Nocturia	25 (18.1)	9 (6.8)
Pollakiuria	22 (15.9)	8 (6.1)
Flatulence	13 (9.4)	4 (3.0)
COVID-19	11 (8.0)	8 (6.1)
Erectile dysfunction	9 (6.5)	4 (3.0)
Haematuria	9 (6.5)	6 (4.5)
Malaise	8 (5.8)	2 (1.5)

Incidence of Serious TEAEs (≥ 1% in Either Group)

	UGN-102 ± TURBT (N = 138) / n (%)	TURBT Alone (N = 132) / n (%)
Patients With Any Serious TEAE	12 (8.7)	7 (5.3)
COVID-19	4 (2.9)	2 (1.5)
Sepsis	1 (0.7)	2 (1.5)
Haematuria	0	2 (1.5)

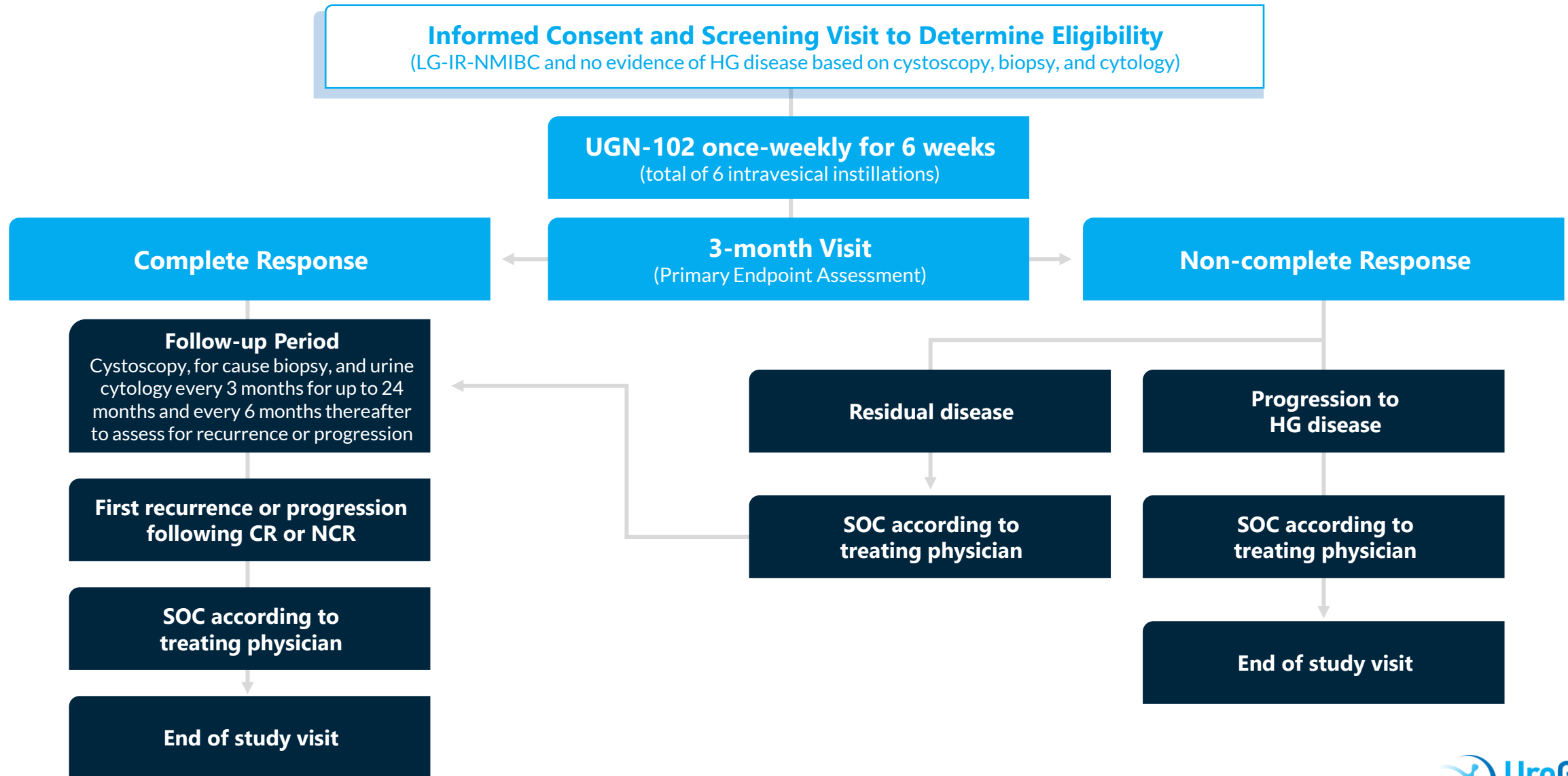
Summary of Disease-Free Survival: Significantly More Total Progressions and Recurrences in TURBT Alone Arm

	UGN-102 +/- TURBT (N = 142) / n (%)	TURBT Alone (N = 140) / n (%)
Patients with Events, n (%)	37 (26.1)	55 (39.3)
Recurrence of LG Disease	20 (14.1)	39 (27.9)
Progression to HG Disease	17 (12.0)	15 (10.7)
Death	0	1 (0.7)
Patients Censored, n (%)	105 (73.9)	85 (60.7)
No Post-baseline Disease Assessment	10 (7.0)	20 (14.3)
Received Non-protocol Therapy	7 (4.9)	4 (2.9)
Early Termination	6 (4.2)	12 (8.6)
Disease-free at End of Study	81 (57.0)	49 (35.0)
Extended Lost to Follow-up	1 (0.7)	0
Hazard Ratio (95% CI)	0.45 (0.29, 0.68)	

Summary of Duration of Response in Complete Responders: **Longer DOR with UGN-102**

	UGN-102 Alone (N = 92) / n (%)	TURBT Alone (N = 89) / n (%)
Patients with Events, n (%)	18 (19.6)	24 (27.0)
Recurrence of LG Disease	15 (16.3)	17 (19.1)
Progression to HG Disease	3 (3.3)	6 (6.7)
Death	0	1 (1.1)
Patients Censored, n (%)	74 (80.4)	65 (73.0)
No Follow-up	1 (1.1)	10 (11.2)
Received Non-protocol Therapy	5 (5.4)	4 (4.5)
Early Termination	1 (1.1)	2 (2.2)
Disease-free at End of Study	67 (72.8)	49 (55.1)
Extended Lost to Follow-up	0	0
Hazard Ratio (95% CI)	0.46 (0.24, 0.86)	

ENVISION Trial Design



Summary of Demographics and Baseline Characteristics

Characteristic Statistic	UGN-102 (N = 240) / n (%)
Age	
Median Age (Min, Max)	70.0 (30, 92)
Age Group 2 (Years), n (%)	
>= 65	162 (67.5)
Sex, n (%)	
Male	147 (61.3)
Female	93 (38.8)
Prior TURBT, n (%)	
Yes	231 (96.3)
No	9 (3.8)
Previous LG NMIBC Episodes, n (%)	
Yes	224 (93.3)
No	16 (6.7)
Treatment Course, n (%)	
6 instillations	228 (95.0)
< 6 instillations	12 (5.0)

Overall Summary of Adverse Events in ENVISION: **Safety Profile Similar to Other Studies of UGN-102**

UGN-102
(N = 240)

	Events	n (%)
Any Adverse Events	563	129 (53.8)
Any Serious Adverse Events	26	19 (7.9)
Any TEAEs	523	127 (52.9)
Any Treatment or Procedure Related TEAEs	283	96 (40.0)
Any Treatment Related TEAEs	242	80 (33.3)
Any Procedure Related TEAEs	121	62 (25.8)
Any TEAEs Leading to Treatment Discontinuation	7	6 (2.5)
Any TEAEs Leading to Study Discontinuation	3	3 (1.3)
Any Serious TEAEs	25	18 (7.5)
Any Treatment or Procedure Related Serious TEAEs	4	4 (1.7)
Any Treatment Related Serious TEAEs	2	2 (0.8)
Any Procedure Related Serious TEAEs	3	3 (1.3)
Any TEAEs Leading to Death	2	2 (0.8)
Any TEAEs of Special Interest	241	96 (40.0)

Treatment-Emergent AEs were Generally Mild to Moderate and In Line with Expectations in the Field

Incidence of Treatment-emergent Adverse Events (≥ 5%)

	UGN-102 (N = 240) / n (%)					
	Mild	Moderate	Severe or Medically Significant	Life-threatening	Death	Total
Patients With Any TEAEs	60 (25.0)	47 (19.6)	16 (6.7)	2 (0.8)	2 (0.8)	127 (52.9)
Dysuria	43 (17.9)	9 (3.8)	1 (0.4)	0	0	53 (22.1)
Haematuria	15 (6.3)	5 (2.1)	0	0	0	20 (8.3)
Pollakiuria	13 (5.4)	2 (0.8)	0	0	0	15 (6.3)
Urinary tract infection	4 (1.7)	10 (4.2)	0	0	0	14 (5.8)
Fatigue	9 (3.8)	4 (1.7)	0	0	0	13 (5.4)

Incidence of Treatment Related Serious TEAEs

	UGN-102 (N = 240) / n (%)
Patients With Any Treatment Related Serious TEAEs	2 (0.8)
Urethral stenosis	1 (0.4)
Urinary retention	1 (0.4)

Clinical Results Propel Us Towards FDA Submission

OPTIMA II

CR: 65.1%

12-month DOR: 72.5%

Safety: AEs mostly mild to moderate

ATLAS

CR: 64.8%

12-month DOR: 79.7%

Safety: AEs mostly mild to moderate

ENVISION

CR: 79.2%

Safety: AEs mostly mild to moderate

61 Both DOR as estimated by Kaplan Meier Method.





UGN-102 **shows substantial risk reduction** across patient populations



Compelling clinical data package from **3 trials** and **565 patients**

#1

UGN-102 may become the **first medicine** to treat LG-IR-NMIBC

\$3B+ TAM

LG-IR-NMIBC market ripe for **innovation**

\$120M

private placement **with experienced biotech investors**

UroGen is Poised to Transform the Way Bladder Cancer is Treated